

Data as on September 30, 2018

Fund Details

NAV of Plans/Options

(as on September 28, 2018)	₹
Daily Dividend Plan - Regular Plan	10.8591
Weekly Dividend - Regular Plan	13.1515
Monthly Dividend - Regular Plan	11.4141
Growth Plan - Regular Plan	17.7324
Daily Dividend Plan - Direct Plan	10.8591
Weekly Dividend Plan - Direct Plan	13.1949
Monthly Dividend - Direct Plan	11.7296
Growth Plan - Direct Plan	18.1035

Date of Inception

Regular Plan	August 10, 2005
Direct Plan	January 01, 2013

Total Expense Ratio+ :

0.81% (Regular)
0.28% (Direct)
- Including Additional Expenses, B30 charges and GST on Management Fees
- Total Expense Ratio is as on the last business day of the month

Options

- Growth
- Dividend
- 1. Daily Dividend (Payout)
- 2. Weekly Dividend (Payout)
- 3. Monthly Dividend (Re-investment and Payout)

Minimum Application size (Initial)

₹10,000 per application and in multiples of ₹1 thereafter

Additional Investment

₹1,000 per application and in multiples of ₹1 thereafter

Minimum Redemption Size

₹500 or 50 units

Fund Manager

Mr. Vikas Garg and Mr. Jalpan Shah (w.e.f. April 03, 2017)

Benchmark

CRISIL Liquid Fund Index

Monthly Average AUM (₹ In Crs)

1,379.79

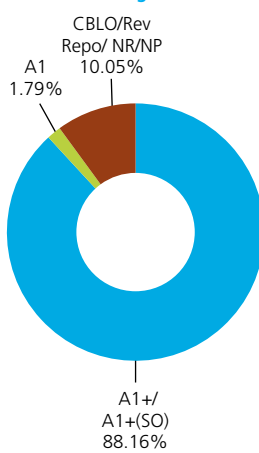
Month end AUM (₹ In Crs)

1,325.18

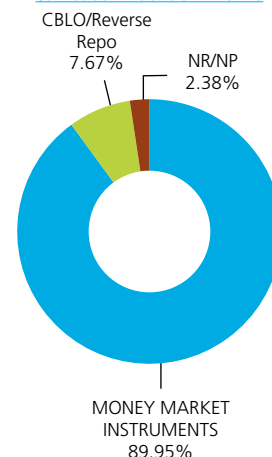
Portfolio Allocation

Name of Instrument	Rating/Industry	% to Net Assets	Name of Instrument	Rating/Industry	% to Net Assets
DEBT INSTRUMENTS					
MONEY MARKET INSTRUMENTS					
Commercial Paper/Certificate of Deposit					
Indiabulls Housing Finance Limited	CRISIL A1+	5.42%	Berger Paints India Limited	CRISIL A1+	1.88%
JM Financial Products Limited	CARE A1+	5.20%	IDFC Bank Limited	ICRA A1+	1.87%
Green Infra Wind Energy Limited	ICRA A1+	4.01%	Power Finance Corporation Limited	CRISIL A1+	1.87%
National Bank for Agriculture & Rural Development	ICRA A1+	3.74%	HT Media Limited	CRISIL A1+	1.87%
Muthoot Homfin India Limited (Subsidiary of Muthoot Finance Ltd)	ICRA A1+	3.73%	Manappuram Home Finance Limited (Subsidiary of Manappuram Finance Ltd)	CRISIL A1+	1.86%
Tata Communications Payment Solutions Limited (Letter of comfort from Tata Communications Ltd)	CARE A1+(SO)	3.73%	Manappuram Finance Limited	CRISIL A1+	1.86%
Skipper Limited	CARE A1+	3.72%	Coastal Gujarat Power Limited (corporate guarantee of Tata Power Company Ltd)	CRISIL A1+(SO)	1.85%
AU Small Finance Bank Limited	IND A1+	3.71%	Northern Arc Capital Limited	ICRA A1+	1.85%
Reliance Jio Infocomm Limited	CARE A1+	3.71%	Reliance Industries Limited	CRISIL A1+	1.83%
Renew Solar Power Private Limited (corporate guarantee of Renew Power Ltd)	CARE A1+(SO)	3.70%	LIC Housing Finance Limited	CRISIL A1+	1.83%
Aadhar Housing Finance Limited	CRISIL A1+	3.69%	Samasta Microfinance Limited (Subsidiary of India Infoline Finance Limited)	ICRA A1	1.79%
Housing Development Finance Corporation Limited	CRISIL A1+	3.67%	Small Industries Development Bank of India	CARE A1+	1.78%
IndusInd Bank Limited	CRISIL A1+	3.65%	Dewan Housing Finance Corporation Limited	CRISIL A1+	1.76%
Indostar Capital Finance Limited	CARE A1+	3.62%	Total		89.95%
Axis Bank Limited	ICRA A1+	3.33%	Others		
IIFL Management Services Limited	CARE A1+	2.99%	CBLO / Reverse Repo		7.67%
Essel Propack Limited	IND A1+	2.25%	Net Receivable/Payable		2.38%
Yes Bank Limited	ICRA A1+	2.18%	Grand Total		100.00%
			Average Maturity		0.29 years
			Modified Duration		0.27 years
			YTM		8.46%

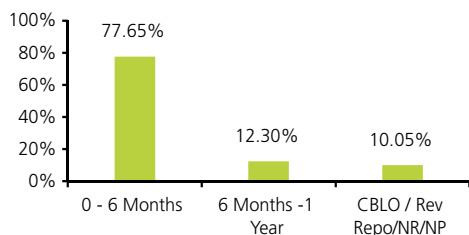
% Rating Profile



% Asset Allocation Profile



% Maturity Profile



Dividend History

Record Date	NAV as on Record Date (₹)	Quantum of Dividend (Corporate) (₹) Per Unit	Quantum of Dividend (Non-Corporate) (₹) Per Unit
Regular - Monthly Dividend			
25-Sep-18	11.4596	0.0400	0.0432
27-Aug-18	11.4744	0.0400	0.0432
25-Jul-18	11.4625	0.0400	0.0432
Direct Plan - Monthly Dividend			
25-Sep-18	11.7742	0.0400	0.0432
27-Aug-18	11.7828	0.0400	0.0432
25-Jul-18	11.7634	0.0400	0.0432

Pursuant to declaration/ payment of dividend, the NAV will fall to the extent of the payout and statutory levy (if applicable). Face value ₹10/-.

Past performance of the aforesaid schemes may or may not be sustained in future.

Please note that the dividend rates mentioned are post applicable dividend distribution tax deduction.

Investment objective: To generate regular income through investment in a portfolio comprising substantially of money market instruments.⁶

Exit Load: Nil

⁶Pursuant to the circular issued by SEBI on 'Categorization and Rationalization of the Schemes, there has been change in the fundamental attribute(s) of the aforesaid effective from May 14, 2018. For details of other funds managed by the Fund Manager and the performance of the schemes, please refer page nos 33 to 36.

+ Please refer page no 32