

Fund Details

NAV of Plans/Options

(as on April 30, 2019)	₹
Daily Dividend Option - Regular Plan	1023.3000
Weekly Dividend Option - Regular Plan	1000.1744
Monthly Dividend Option - Regular Plan	1018.2621
Growth Option - Regular Plan	1428.0301
Daily Dividend Option - Direct Plan	1023.3000
Weekly Dividend Option - Direct Plan	1001.5861
Monthly Dividend Option - Direct Plan	1062.2973
Growth Option - Direct Plan	1487.7949

Date of Inception

Regular Plan	November 27, 2006
Direct Plan	January 01, 2013

Total Expense Ratio* :

0.81% (Regular)
0.10% (Direct)

- Including Additional Expenses, B30 charges and GST on Management Fees
- Total Expense Ratio is as on the last business day of the month

Options

- Growth
- Dividend option (Reinvestment and Payout)

Minimum Application size (Initial)

Growth and Dividend: ₹10,000 per application and in multiples of ₹1 thereafter. In case of Daily Dividend Option, ₹1,00,000 and in multiples of ₹1 thereafter.

Additional Investment

₹1,000 per application and thereafter in multiples of ₹1

Minimum Redemption Size

₹1000 or 1 unit

Fund Manager

Mr. Jalpan Shah and Mr. Shriram Ramanathan (w.e.f. April 03, 2017)

Benchmark

CRISIL Liquid Fund Index

Monthly Average AUM (₹ In Crs)

402.51


Month end AUM (₹ In Crs)

403.85


Portfolio Allocation

Name of Instrument	Rating/Industry	% to Net Assets	Name of Instrument	Rating/Industry	% to Net Assets
DEBT INSTRUMENTS					
Others					
Tri Party Repo Dealing System (TREPS)/Reverse Repo		99.29%			
Net Receivable/Payable		0.71%			
Net Assets		100.00%			
			Average Maturity: Since the fund invests in overnight securities average maturity is taken as 1 day.		
			Modified Duration	0.01 years	
			YTM	6.06%	

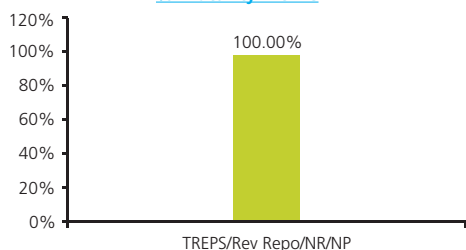
% Rating Profile



% Asset Allocation Profile



% Maturity Profile



Dividend History

Record Date	NAV as on Record Date (₹)	Quantum of Dividend (Corporate) (₹) Per Unit	Quantum of Dividend (Non-Corporate) (₹) Per Unit
Regular Plan - Monthly Dividend			
25-Apr-19	1,022.54	3.3351	3.6016
25-Mar-19	1,022.81	3.3351	3.6016
25-Feb-19	1,023.58	3.3351	3.6016
Direct Plan - Monthly Dividend			
25-Apr-19	1,066.44	3.3351	3.6016
25-Mar-19	1,065.88	3.3351	3.6016
25-Feb-19	1,065.89	3.3351	3.6016

Pursuant to declaration/ payment of dividend, the NAV will fall to the extent of the payout and distribution taxes (if applicable). Face value ₹1000/-.

Performance of dividend option would be net of Dividend Distribution Tax, as applicable.

Past performance of the aforesaid schemes may or may not be sustained in future.

Please note that the dividend rates mentioned are post applicable dividend distribution tax deduction.

Investment objective: The investment objective of the Scheme is to generate regular returns in line with the overnight rates.⁶

Exit Load: Nil

⁶Pursuant to the circular issued by SEBI on 'Categorization and Rationalization of the Schemes, there has been change in the fundamental attribute(s) of the aforesaid effective from May 14, 2018.

For details of expenses charged to Retail and Institutional Plans (subscriptions under which are not accepted w.e.f. October 01, 2012), please refer to the respective fund page under "Our Funds" on our website www.ltf.com For details of other funds managed by the Fund Manager and the performance of the schemes, please refer page nos 34 to 37.

*Please refer page no 33